

SHINESIGNAL 2018



**LED LIGHTBARS
STICK LIGHTS
LED GRILL LIGHTS
LED WORK LIGHTS
SIRENS
SPEAKERS
FOR SPECIAL VEHICLES**



**POLICE
FIRE
AMBULANCE
RESCUE
TRUCK
WRECKER
MOTORCYCLE**



Shinesignal Technology Co.,Ltd.

ADD:
4 Floor 22#, Zhixin Industrial Zone, Airport New
Area, Longwan District, Wenzhou city,
Zhejiang province, China

Tel.: +86-18357781158 577-88137778
Cell: +86-13868626655
Fax: +86-577-88137778
E-mail: shine@shinesignal.com
sales@shinesignal.com

Skype: Shine.chen8
WhatsApp: +86-13868626655(Director)
+86-18357781158(Sales)

SHINESIGNAL TECHNOLOGY CO., LTD **WWW.SHINESIGNAL.COM**

Tel: 0086-13868626655 0086-18357781158 Fax: 0086-577-88137778 E-mail: shine@shinesignal.com

About Our Company's Introduction



Shinesignal Technology co.,Ltd is one of professional manufacturer and Exporter for all kinds of Led lightbars,Led Beacon,Led Deck/Dash light, Electronic Siren and Speaker for police car, Fire Truck, Ambulance,Wreckers and other special vehicles.

Our factory is located in Wenzhou Airport New Area Industrial Zone, It is only 15minutes from Wenzhou Airport to our factory. We have 17 years of Export experience, Majority of our products for export are certified to CE, E-mark,ROHS and so on. Shinesignal has established Closed Partnership with customers from United States, South of America,Europe, Middle-East Area, South-East Asia, Africa and other countries to actively expand the overseas market and is Continuously growing on the basis of OEM and ODM markets.

We will provide the Top quality, Best service and Competitive price to you, and sincerely hoping cooperation with you on the basis of equal and mutual benefit.

Certificate




Table Of Index

FULL LED LONG LIGHTBARS	01-10
FULL LED MINI LIGHTBARS	11-18
SURFACE MOUNT LED LIGHTHEAD	19-28
LED DASH & DECK LIGHT	29-32
LED BEACON	33
MOTORCYCLE KITS	34-36
SIREN AMPLIFIER & SPEAKER	37-40
CONTROLLER SWITCH BOX	41



L1100N-48 Full LED Lightbar

DIMENSION: 1200mm L x300mm W x 130mm H (Including Bracket)
SELECTABLE COLORS: 
FEATURES

- Voltage: 12VDC or 12-24VDC
- Top and bottom for aluminum housing
- (120) 3-watt MaxGen LEDs
- 25 selectable flash patterns with three option control switch box
- Built-in amber traffic advisor with directional patterns
- Takedown & Alley lights steady burn or flash
- Customizable different size



K858 K868 DN2

L1200-47 LINEAR Full LED Lightbar


DIMENSION: 1200mm Lx120mm Wx82mm H(Including Bracket)
SELECTABLE COLORS: 
FEATURES

- Voltage: 12VDC or 12-24VDC
- Top and bottom for aluminum housing
- (102) 3-watt MaxGen LEDs
- 25 selectable flash patterns with three option control switch box
- Built-in amber traffic advisor with directional patterns
- Takedown & Alley lights steady burn or flash
- Customizable different size



K858 K868 DN2

L1300-41 TIR4 Full LED Lightbar

DIMENSION: 1030mm L x120mm W x 82mm H (Including Bracket)
SELECTABLE COLORS: 
FEATURES

- Voltage: 12VDC or 12-24VDC
- Top and bottom for aluminum housing
- (70) 3-watt MaxGen LEDs
- 25 selectable flash patterns with three option control switch box
- Built-in amber traffic advisor with directional patterns
- Takedown & Alley lights steady burn or flash
- Customizable different size



K858 K868 DN2

L1300-47 TIR4 Full LED Lightbar

DIMENSION: 1200mm L x 120mm W x 82mm H(Including Bracket)
SELECTABLE COLORS: 
FEATURES

- Voltage: 12VDC or 12-24VDC
- Top and bottom for aluminum housing
- (70) 3-watt MaxGen LEDs
- 25 selectable flash patterns with three option control switch box
- Built-in amber traffic advisor with directional patterns
- Takedown & Alley lights steady burn or flash
- Customizable different size



L1300-50 TIR4 Full LED Lightbar

DIMENSION: 1270mm L x120mm W x 82mm H (Including Bracket)
SELECTABLE COLORS: 
FEATURES

- Voltage: 12VDC or 12-24VDC
- Top and bottom for aluminum housing
- (86) 3-watt MaxGen LEDs
- 25 selectable flash patterns with three option control switch box
- Built-in amber traffic advisor with directional patterns
- Takedown & Alley lights steady burn or flash
- Customizable different size



K858 K868 DN2

L1300-60 TIR4 Full LED Lightbar


DIMENSION: 1520mm L x120mm W x 82mm H (Including Bracket)
SELECTABLE COLORS: 
FEATURES

- Voltage: 12VDC or 12-24VDC
- Top and bottom for aluminum housing
- (102) 3-watt MaxGen LEDs
- 25 selectable flash patterns with three option control switch box
- Built-in amber traffic advisor with directional patterns
- Takedown & Alley lights steady burn or flash
- Customizable different size



K858 K868 DN2

L2100 TIR4 Full LED Lightbar


DIMENSION: 1250mm L x 300mm W x145mm H (Including Bracket)
SELECTABLE COLORS: 
FEATURES

- Voltage: 12VDC or 12-24VDC
- Top and bottom for aluminum housing
- (102) 3-watt MaxGen LEDs
- 15 selectable flash patterns with three option control switch box
- Built-in amber traffic advisor with directional patterns
- Takedown & Alley lights steady burn or flash



DK2-6

L2200 TIR Full LED Lightbar

DIMENSION: 1050mm L x110mm W x 25mm H
SELECTABLE COLORS: 
FEATURES

- Voltage: 12VDC
- Top and bottom for aluminum housing
- (104) 3-watt MaxGen LEDs
- 16 selectable flash patterns with control switch box
- Built-in amber traffic advisor with directional patterns
- Takedown & Alley lights steady burn or flash
- Customizable different size



DK2-6

L2300 TIR Full LED Lightbar

DIMENSION: 1050mm L x 110mm W x 25mm H

SELECTABLE COLORS: 

FEATURES

- Voltage: 12VDC
- Top and bottom for aluminum housing
- (104) 3-watt MaxGen LEDs
- 16 selectable flash patterns with control switch box
- Built-in amber traffic advisor with directional patterns
- Takedown & Alley lights steady burn or flash
- Customizable different size



DK2-6

L2400B TIR 8 Full LED Lightbar

DIMENSION: 1200mm L x 300mm W x 115mm H (Including Bracket)

SELECTABLE COLORS: 

FEATURES

- Voltage: 12VDC or 12-24VDC
- Top and bottom for aluminum housing
- (176) 1-watt MaxGen LEDs
- 25 selectable flash patterns with three option control switch box
- Built-in amber traffic advisor with directional patterns
- Takedown & Alley lights steady burn or flash
- Customizable different size



K858



K868



DN2

L2700 LED Lightbar with 100W amplifier and speaker

DIMENSION: 1200mm L x 300mm W x 90mm H (Including Bracket)

SELECTABLE COLORS: 

FEATURES

- Voltage: 12VDC or 12-24VDC
- Bottom for aluminum housing
- (96) 3-watt MaxGen LEDs
- 2 flash patterns controlled by switch button on 100 Watt amplifier
- Built-in 100 Watt speaker in the front center
- Alley lights flash



PA300 Siren

L2800 TIR 4 Full Dual Color LED Lightbar

DIMENSION: 1200mm L x 300mm W x 115mm H (Including Bracket)

SELECTABLE COLORS: 

FEATURES

- Voltage: 12VDC or 24VDC
- Top and bottom for aluminum housing
- (88) 1-watt MaxGen LEDs
- 15 selectable flash patterns with control switch box
- Built-in traffic advisor with directional patterns
- Takedown & Alley lights steady burn or flash
- Customizable different size



DN8-151

L6200 TIR 4 Full LED Lightbar

DIMENSION: 1200mm L x 300mm W x 90mm H (Including Bracket)

SELECTABLE COLORS: 

FEATURES

- Voltage: 12VDC or 12-24VDC
- Top and bottom for aluminum housing
- (88) 3-watt MaxGen LEDs
- 25 selectable flash patterns with three option control switch box
- Built-in amber traffic advisor with directional patterns
- Takedown & Alley lights steady burn or flash
- Customizable different size



K858



K868



DN2

L6300 LINEAR 6 Full LED Lightbar

DIMENSION: 1200mm L x 300mm W x 90mm H (Including Bracket)

SELECTABLE COLORS: 

FEATURES

- Voltage: 12VDC or 12-24VDC
- Top and bottom for aluminum housing
- (132) 3-watt MaxGen LEDs
- 25 selectable flash patterns with three option control switch box
- Built-in amber traffic advisor with directional patterns
- Takedown & Alley lights steady burn or flash
- Customizable different size



K858



K868



DN2

L6200S TIR 4 LED Lightbar with speaker

DIMENSION: 1200mm L x 300mm W x 90mm H (Including Bracket)

SELECTABLE COLORS: 

FEATURES

- Voltage: 12VDC or 12-24VDC
- Top and bottom for aluminum housing
- (80) 3-watt MaxGen LEDs
- Work with 100W amplifier
- 25 selectable flash patterns controlled by switch button on amplifier
- Built in 100 Watt speaker in front center



PA300 Siren

L6500B TIR 4 Full LED Lightbar

DIMENSION: 1130mm L x 220mm W x 100mm H (Including Bracket)

SELECTABLE COLORS: 

FEATURES

- Voltage: 12VDC or 12-24VDC
- Top and bottom for aluminum housing
- (72) 3-watt MaxGen LEDs
- 25 selectable flash patterns with three option control switch box
- Built-in amber traffic advisor with directional patterns
- Takedown & Alley lights steady burn or flash
- Customizable different size



K858



K868



DN2

L6500D LINEAR Full LED Lightbar

DIMENSION: 1130mm L x 220mm W x 100mm H (Including Bracket)
SELECTABLE COLORS: 
FEATURES

- Voltage: 12VDC or 12-24VDC
- Top and bottom for aluminum housing
- (108) 3-watt MaxGen LEDs
- 25 selectable flash patterns with three option control switch box
- Built-in amber traffic advisor with directional patterns
- Takedown & Alley lights steady burn or flash
- Customizable different size




K858 K868 DN2

L6500C NEW OPTICS Full LED Lightbar

DIMENSION: 1130mm L x 220mm W x 100mm H (Including Bracket)
SELECTABLE COLORS: 
FEATURES

- Voltage: 12VDC or 12-24VDC
- Top and bottom for aluminum housing
- (90) 3-watt MaxGen LEDs
- 25 selectable flash patterns with three option control switch box
- Built-in amber traffic advisor with directional patterns
- Takedown & Alley lights steady burn or flash
- Customizable different size



K858 K868 DN2

L6500E NEW OPTICS Full LED Lightbar

DIMENSION: 1130mm L x 220mm W x 100mm H (Including Bracket)
SELECTABLE COLORS: 
FEATURES

- Voltage: 12VDC
- Top and bottom for aluminum housing
- (72) 3-watt MaxGen LEDs
- 25 selectable flash patterns with three option control switch box
- Built-in amber traffic advisor with directional patterns
- Takedown & Alley lights steady burn or flash
- Customizable different size



K858 K868 DN2

L6600B TIR 4 Full LED Lightbar

DIMENSION: 1200mm L x 300mm W x 90mm H (Including Bracket)
SELECTABLE COLORS: 
FEATURES

- Voltage: 12VDC or 12-24VDC
- Top and bottom for aluminum housing
- (82) 3-watt MaxGen LEDs
- 25 selectable flash patterns with three option control switch box
- Built-in amber traffic advisor with directional patterns
- Takedown & Alley lights steady burn or flash
- Customizable different size




K858 K868 DN2

TBD-8200B TIR 4 Full LED Lightbar



DIMENSION: 1200mm L x 300mm W x 100mm H (Including Bracket)
SELECTABLE COLORS: 
FEATURES

- Voltage: 12VDC or 12-24VDC
- Top and bottom for PC material with UV stabilized
- (82) 3-watt MaxGen LEDs
- 25 selectable flash patterns with three option control switch box
- Built-in amber traffic advisor with directional patterns
- Takedown & Alley lights steady burn or flash
- ECE R65 approval (No.: TAI-E9-00.1969 and TBI-E9-00.1970)
- Customizable different size



K858 K868 DN2

TBD-8200D LINEAR 6 Full LED Lightbar




DIMENSION: 1200mm L x 300mm W x 100mm H (Including Bracket)
SELECTABLE COLORS: 
FEATURES

- Voltage: 12VDC or 12-24VDC
- Top and bottom for PC material with UV stabilized
- (120) 3-watt MaxGen LEDs
- 25 selectable flash patterns with three option control switch box
- Built-in amber traffic advisor with directional patterns
- Takedown & Alley lights steady burn or flash
- ECE R65 approval(No.: TAI-E9-00.1969 and TBI-E9-00.1970)
- Customizable different size



K858 K868 DN2

L8600 TIR 4 Full LED Lightbar

DIMENSION: 1200mm L x 300mm W x 100mm H (Including Bracket)
SELECTABLE COLORS: 
FEATURES

- Voltage: 12VDC or 12-24VDC
- Top and bottom for PC material with UV stabilized
- (88) 3-watt MaxGen LEDs
- 25 selectable flash patterns with three option control switch box
- Built-in amber traffic advisor with directional patterns
- Takedown & Alley lights steady burn or flash
- Customizable different size



K858 K868 DN2

L8600S TIR 4 Full LED Lightbar with speaker

DIMENSION: 1200mm L x 300mm W x 100mm H (Including Bracket)
SELECTABLE COLORS: 
FEATURES

- Voltage: 12VDC or 12-24VDC
- Top and bottom for PC material with UV stabilized
- (80) 3-watt MaxGen LEDs
- 2 flash patterns controlled by switch button on amplifier
- Work with 100W amplifier
- Built in 100 Watt speaker in front center



PA300 Siren

L8500-50 TIR 4 Full LED Lightbar



DIMENSION: 1270mm L x 300mm W x 105mm H (Including Bracket)
SELECTABLE COLORS: [Color selection icons]
FEATURES

- Voltage: 12VDC or 12-24VDC
- Top lens for PC material with UV stabilized and Bottom for ABS
- (88) 3-watt MaxGen LEDs
- 25 selectable flash patterns with three option control switch box
- Built-in amber traffic advisor with directional patterns
- Takedown & Alley lights steady burn or flash
- ECE R65 approval
- Customizable different size



L8500-60 TIR 4 Full LED Lightbar



DIMENSION: 1505mm L x 300mm W x 105mm H (Including Brac
SELECTABLE COLORS: [Color selection icons]
FEATURES

- Voltage: 12VDC or 12-24VDC
- Top lens for PC material with UV stabilized and Bottom for ABS
- (104) 3-watt MaxGen LEDs
- 25 selectable flash patterns with three option control switch box
- Built-in amber traffic advisor with directional patterns
- Takedown & Alley lights steady burn or flash
- ECE R65 approval
- Customizable different size



L8500-72 TIR 4 Full LED Lightbar



DIMENSION: 1840mm L x 300mm W x 105mm H (Including Bracket)
SELECTABLE COLORS: [Color selection icons]
FEATURES

- Voltage: 12VDC or 12-24VDC
- Top lens for PC material with UV stabilized and Bottom for ABS
- (104) 3-watt MaxGen LEDs
- 25 selectable flash patterns with three option control switch box
- Built-in amber traffic advisor with directional patterns
- Takedown & Alley lights steady burn or flash
- ECE R65 approval
- Customizable different size



L8700B TIR 4 Full LED Lightbar



DIMENSION: 1200mm L x 300mm W x 105mm H (Including Bracket)
SELECTABLE COLORS: [Color selection icons]
FEATURES

- Voltage: 12VDC or 12-24VDC
- Top lens for PC material with UV stabilized and Bottom for ABS
- (88) 3-watt MaxGen LEDs
- 25 selectable flash patterns with three option control switch box
- Built-in amber traffic advisor with directional patterns
- Takedown & Alley lights steady burn or flash
- ECE R10 approval
- Customizable different size



L8700D LINEAR 6 Full LED Lightbar



DIMENSION: 1200mm L x 300mm W x 105mm H(Including Bracket)
SELECTABLE COLORS: [Color selection icons]
FEATURES

- Voltage: 12VDC or 12-24VDC
- Top lens for PC material with UV stabilized and Bottom for ABS
- (132) 3-watt MaxGen LEDs
- 25 selectable flash patterns with three option control switch box
- Built-in amber traffic advisor with directional patterns
- Takedown & Alley lights steady burn or flash
- ECE R10 approval
- Customizable different size



L8700C NEW OPTICS Full LED Lightbar



DIMENSION: 1200mm L x 300mm W x 105mm H (Including Bracket)
SELECTABLE COLORS: [Color selection icons]
FEATURES

- Voltage: 12VDC or 24VDC
- Top lens for PC material with UV stabilized and Bottom for ABS
- (88) 3-watt MaxGen LEDs
- 25 selectable flash patterns with three option control switch box
- Built-in amber traffic advisor with directional patterns
- Takedown & Alley lights steady burn or flash
- ECE R10 approval
- Customizable different size



L8800 NEW OPTICS Full LED Lightbar

DIMENSION: 1200mm L x 300mm W x 110mm H (Including Bracket)
SELECTABLE COLORS: [Color selection icons]
FEATURES

- Voltage: 12VDC or 12-24VDC
- Top and bottom for aluminum housing
- (88) 3-watt MaxGen LEDs
- 25 selectable flash patterns with three option control switch box
- Built-in amber traffic advisor with directional patterns
- Takedown & Alley lights steady burn or flash
- Customizable different size




L8900 NEW OPTICS Full LED Lightbar

DIMENSION: 1200mm L x 300mm W x 100mm H (Including Bracket)
SELECTABLE COLORS: [Color selection icons]
FEATURES

- Voltage: 12VDC or 24VDC
- Top and bottom for PC material with UV stabilized
- (88) 3-watt MaxGen LEDs
- 25 selectable flash patterns with three option control switch box
- Built-in amber traffic advisor with directional patterns
- Takedown & Alley lights steady burn or flash
- Customizable different size




TBD-85E2 LED Lightbar with amplifer and speaker

DIMENSION: 1200mm Lx305mm Wx355mm H (Including Bracket)
SELECTABLE COLORS: 
FEATURES
· Voltage: 12VDC or 24VDC
· Top and bottom for PC material with UV stabilized
· (88) 1-watt MaxGen LEDs
· One flash patterns controlled by amplifier
· Built in 100 Watt speaker in front center
· Work with 100 Watt amplifier



PA300 Siren

TBD-85E3 Full LED Lightbar

DIMENSION: 1200mm L x 305mm W x 355mm H (Including Bracke
SELECTABLE COLORS: 
FEATURES
· Voltage: 12VDC or 24VDC
· Top and bottom for PC material with UV stabilized
· (80) 1-watt MaxGen LEDs
· 25 selectable flash patterns with control switch box



K858

K868

DN2

TBD-50L12A48 LED Lightbar with amplifler speaker


DIMENSION: 1150mm L x 310mm W x 185mm H (include bracket)
SELECTABLE COLORS: 
FEATURES
· Voltage: 12VDC
· Top and bottom for aluminum housing
· 0.2-watt LEDs
· One flash patterns with control amplifier
· Built-in 100Watt speaker in front center
· Takedown & Alley lights steady burn or flash
· Work with 100 Watt amplifier



Front


Rear

TBD-10L14P-48 Full LED Lightbar

DIMENSION: 1210mm L x 290mm W x 195mm H (include bra
SELECTABLE COLORS: 
FEATURES
· Voltage: 12VDC
· Top with PC material and bottom for aluminum housing
· 0.2-watt LEDs
· One flash patterns with control switch box
· Takedown & Alley lights steady burn or flash




TBD-87G2-4 LED Lightbar with amplifler and speaker

DIMENSION: 1200mm L x 385mm W x 135mm H (include bracket)
SELECTABLE COLORS: 
FEATURES
· Voltage: 12VDC
· Top and bottom for PC material
· (56)0.5-watt LEDs
· One flash pattern controlled by amplifier
· 100 Watt speaker in the front of center
· Work with 100 Watt amplifier



PA300 Siren


TBD-82L2 LED Lightbar with amplifier and speaker

DIMENSION: 120cm Lx30.5cm Wx20cm H (Including Bracket)
SELECTABLE COLORS: 
FEATURES
· Voltage: 12VDC or 24VDC
· Top for PC material and bottom for aluminium
· 0.2-watt LEDs for 10pcs modules inside
· One flash pattern controlled by amplifier
· Built in 100 Watt speaker in front center
· Work with 100 Watt amplifier



PA300 Siren


TBD-87L2 LED Lightbar with amplifier and speaker

DIMENSION: 1200mm L x 385mm W x 205mm H (Including Bracket)
SELECTABLE COLORS: 
FEATURES
· Voltage: 12VDC or 24VDC
· Top for PC material and bottom for aluminium
· 0.2-watt LEDs for every modules inside
· One flash pattern controlled by amplifier
· Built in 100 Watt speaker in front center
· Work with 100 Watt amplifier



PA300 Siren


TBD-87L6 60' LED Lightbar with amplifler and speaker

DIMENSION: 1600mm L x 305mm W x 200mm H (Including Bracket)
SELECTABLE COLORS: 
FEATURES
· Voltage: 12VDC or 24VDC
· Top for PC material and bottom for aluminium
· 0.2-watt LEDs for every modules inside
· One flash pattern controlled by amplifier
· Built in 100 Watt speaker in front center
· Work with 100 Watt amplifier



PA300 Siren

TBD83G2 60' 72' Full LED Lightbar

DIMENSION: 1500mm (1800mm) L x 300mm W x 100mm H (Including Bracket)
SELECTABLE COLORS: 
FEATURES
· Voltage: 12VDC or 24VDC
· Top and bottom for PC material with UV stabilized
· (104) 3-watt MaxGen LEDs
· 25 selectable flash patterns with three option control switch box
· Built-in amber traffic advisor with directional patterns
· Takedown & Alley lights steady burn or flash
· Customizable different size



K858


K868

DN2





M101 Mini Lightbar TIR4

DIMENSION: 212mm L x 120mm W x 41mm H
SELECTABLE COLORS: 

- FEATURES
- Voltage: 12VDC or 12-24VDC
 - (14) 3-watt LEDs
 - 15 Flash patterns
 - Optional cigarette plug with on/off & flash pattern controls
 - Includes magnetic feet for mounting



M101-2 Mini Lightbar TIR4

DIMENSION: 320mm L x 120mm W x 82mm H (include bracket)
SELECTABLE COLORS: 

- FEATURES
- Voltage: 12VDC or 12-24VDC
 - (22) 3-watt LEDs
 - 15 Flash patterns
 - Optional cigarette plug with on/off & flash pattern controls
 - Includes magnetic feet for mounting




M101-4 Mini Lightbar TIR4

DIMENSION: 535mm L x 120mm W x 82mm H (include bracket)
SELECTABLE COLORS: 

- FEATURES
- Voltage: 12VDC or 12-24VDC
 - (38) 3-watt LEDs
 - 15 Flash patterns
 - Optional cigarette plug with on/off & flash pattern controls
 - Includes magnetic feet for mounting




M103 Mini Lightbar TIR6

DIMENSION: 360mm L x 220mm W x 60mm H
SELECTABLE COLORS: 

- FEATURES
- Voltage: 12VDC or 12-24VDC
 - (36) 3-watt LEDs
 - 15 Flash patterns
 - Optional cigarette plug with on/off & flash pattern controls
 - Includes magnetic feet for mounting




M107-4 Mini Lightbar TIR4

DIMENSION: 600mm L x 300mm W x 54mm H
SELECTABLE COLORS: 
FEATURES

- Voltage: 12VDC or 12-24VDC
- (56) 3-watt LEDs
- 15 Flash patterns
- Optional cigarette plug with on/off & flash pattern controls
- Includes magnetic feet for mounting




M110-4 Mini Lightbar TIR4

DIMENSION: 685mm L x 300mm W x 45mm H
SELECTABLE COLORS: 
FEATURES

- Voltage: 12VDC or 12-24VDC
- (56) 3-watt LEDs
- 15 Flash patterns
- Optional cigarette plug with on/off & flash pattern controls
- Includes magnetic feet for mounting




M111-4 Mini Lightbar LINEAR

DIMENSION: 685mm L x 300mm W x 45mm H
SELECTABLE COLORS: 
FEATURES

- Voltage: 12VDC or 12-24VDC
- (84) 3-watt LEDs
- 15 Flash patterns
- Optional cigarette plug with on/off & flash pattern controls
- Includes magnetic feet for mounting



M111-6 Mini Lightbar LINEAR

DIMENSION: 930mm L x 300mm W x 45mm H
SELECTABLE COLORS: 
FEATURES


- Voltage: 12VDC or 12-24VDC
- (108) 3-watt LEDs
- 15 Flash patterns
- Optional cigarette plug with on/off & flash pattern controls
- Includes magnetic feet for mounting




M113A Mini Lightbar

DIMENSION: 400mm L x 220mm W x 80mm H
SELECTABLE COLORS: 
FEATURES

- Voltage: 12VDC or 24VDC
- (60) 1-watt LEDs
- 6 Flash patterns
- Optional cigarette plug with on/off & flash pattern controls
- Includes magnetic feet for mounting




M114 Mini Lightbar

DIMENSION: 590mm L x 300mm W x 145mm H
SELECTABLE COLORS: 
FEATURES

- Voltage: 12VDC or 24VDC
- 20pcs 0.25-watt LEDs for one module, 10pcs modules inside
- 2 Flash patterns
- PC material cover and aluminium board
- Optional cigarette plug with on/off controls
- Includes magnetic feet for mounting




M115 Mini Lightbar TIR4

DIMENSION: 330mm L x 215mm W x 65mm H
SELECTABLE COLORS: 
FEATURES

- Voltage: 12VDC or 12-24VDC
- (24) 3-watt LEDs
- 15 Flash patterns
- Optional cigarette plug with on/off & flash pattern controls
- Includes magnetic feet for mounting




M122 Mini Lightbar TIR6

DIMENSION: 200mm L x 107mm W x 40mm H
SELECTABLE COLORS: 
FEATURES

- Voltage: 12VDC
- (18) 3-watt LEDs
- 17 Flash patterns
- Optional cigarette plug with on/off & flash pattern controls
- Includes magnetic feet for mounting




M125 Mini Lightbar TIR4

DIMENSION: 310mm L x 160mm W x 75mm H
SELECTABLE COLORS: 
FEATURES
· Voltage: 12VDC
· (24) 1-watt LEDs
· 7 Flash patterns
· Optional cigarette plug with on/off & flash pattern controls
· Includes magnetic feet for mounting




M138 Mini Lightbar

DIMENSION: 360mm L x 220mm W x 60mm H
SELECTABLE COLORS: 
FEATURES
· Voltage: 12VDC or 12-24VDC
· (36) 3-watt LEDs
· 15 Flash patterns
· Optional cigarette plug with on/off & flash pattern controls
· Includes magnetic feet for mounting




M134 Mini Lightbar TIR4

DIMENSION: 685mm L x 260mm W x 45mm H
SELECTABLE COLORS: 
FEATURES
· Voltage: 12VDC
· (50) 3-watt LEDs
· 15 Flash patterns
· Optional cigarette plug with on/off & flash pattern controls
· Includes magnetic feet for mounting



M139 Mini Lightbar

DIMENSION: 360mm L x 220mm W x 60mm H
SELECTABLE COLORS: 
FEATURES



M135Mini Lightbar LINEAR

DIMENSION: 300mm L x 300mm W x 55mm H
SELECTABLE COLORS: 
FEATURES
· Voltage: 12VDC or 12-24VDC
· (36) 3-watt LEDs
· 15 Flash patterns
· Optional cigarette plug with on/off & flash pattern controls
· Includes magnetic feet for mounting



M141 Mini Lightbar LINEAR

DIMENSION: 330mm L x 215mm W x 65mm H
SELECTABLE COLORS: 
FEATURES
· Voltage: 12VDC or 12-24VDC
· (36) 3-watt LEDs
· 15 Flash patterns
· Optional cigarette plug with on/off & flash pattern controls
· Includes magnetic feet for mounting




M137 Mini Lightbar LINEAR

DIMENSION: 330mm L x 215mm W x 65mm H
SELECTABLE COLORS: 
FEATURES
· Voltage: 12VDC or 12-24VDC
· (24) 3-watt LEDs
· 15 Flash patterns
· Optional cigarette plug with on/off & flash pattern controls
· Includes magnetic feet for mounting



M142 Mini Lightbar TIR4

DIMENSION: 420mm L x 260mm W x 45mm H
SELECTABLE COLORS: 
FEATURES
· Voltage: 12VDC
· (34) 3-watt LEDs
· 15 Flash patterns
· Optional cigarette plug with on/off & flash pattern controls
· Includes magnetic feet for mounting




M143 Mini Lightbar TIR4

DIMENSION: 587mm L x 300mm W x 55mm H
SELECTABLE COLORS: 
FEATURES
· Voltage: 12VDC or 12-24VDC
· (40) 3-watt LEDs
· 15 Flash patterns
· Optional cigarette plug with on/off & flash pattern controls
· Includes magnetic feet for mounting




M144 Mini Lightbar TIR4

DIMENSION: 827mm L x 300mm W x 55mm H
SELECTABLE COLORS: 
FEATURES
· Voltage: 12VDC or 12-24VDC
· (56) 3-watt LEDs
· 15 Flash patterns
· Optional cigarette plug with on/off & flash pattern controls
· Includes magnetic feet for mounting




M145 Mini Lightbar TIR4

DIMENSION: 400mm L x 300mm W x 45mm H
SELECTABLE COLORS: 
FEATURES
· Voltage: 12VDC or 12-24VDC
· (40) 3-watt LEDs
· 15 Flash patterns
· Optional cigarette plug with on/off & flash pattern controls
· Includes magnetic feet for mounting




M146 Mini Lightbar LINEAR

DIMENSION: 400mm L x 300mm W x 45mm H
SELECTABLE COLORS: 
FEATURES
· Voltage: 12VDC or 12-24VDC
· (60) 3-watt LEDs
· 15 Flash patterns
· Optional cigarette plug with on/off & flash pattern controls
· Includes magnetic feet for mounting




M147 Halogen rotator mini bar

DIMENSION: 420mm L x 206mm W x 153mm H
SELECTABLE COLORS: 
FEATURES
· Voltage: 12VDC or 24VDC
· 2 x 35W Halogen bulb
· Optional cigarette plug with on/off
· Includes magnetic feet for mounting



M148 Mini Lightbar

DIMENSION: 327mm L x 192mm W x 75mm H
SELECTABLE COLORS: 
FEATURES
· Voltage: 12VDC or 12-24VDC
· (36) 3-Watt LEDs
· 15 flash patterns
· Optional cigarette plug with on/off & flash pattern controls
· Includes magnetic feet for mounting



Ar2 Arrow light

DIMENSION: 600mm L x 257mm(84mm) W x 40mm H
FEATURES
· Selectable Colors: Amber
· Voltage: 12-24VDC
· (172) 5mm LEDs for each arrow
· 2 Flash patterns
· 2 lights with control box
· Controller box with display screen
· Amber PC material for lens
· Metal bracket mounting




Ar3 Arrow light


DIMENSION: 632mm L x 270mm (100mm) W x 85mm H (Include bracket)
FEATURES
· Selectable Colors: Amber
· Voltage: 12VDC or 24VDC
· 21 modules each of 6LEDs for each arrow
· 1 Flash patterns
· 2 lights with control box
· Amber PC material for lens
· Metal bracket mounting






H53 Hide-a-way kit

DIMENSION: diameter: lens-25mm/base-39mm x 28.5mm H
 SELECTABLE COLORS: 
 FEATURES
 · Voltage: 12-24V DC
 · (9) 3-watt LEDs
 · Weather and vibration resistant
 · Self-contained 15 flash patterns
 · Alternating or simultaneous flashing
 · 4 wires for simple set-up (1 pos, 1 Neg, 1 Sync, 1 Pattern)
 · PC housing and aluminum plate base




H54 Hide-a-way kit

DIMENSION: diameter: lens-25mm/base-39mm x 28.5mm H
 SELECTABLE COLORS: 
 FEATURES
 · Voltage: 12-24V DC
 · (8) 3-watt LEDs
 · Weather and vibration resistant
 · Self-contained 16 flash patterns
 · Alternating or simultaneous flashing
 · 4 wires for simple set-up (1 pos, 1 Neg, 1 Sync, 1 Pattern)
 · PC housing and aluminum base



S18 LED Lighthead

DIMENSION: 130mm L x 28mm W x 20mm H
 SELECTABLE COLORS: 
 FEATURES
 · Voltage: 12V DC
 · (6) 3-watt LEDs
 · Weather and vibration resistant
 · Self-contained 18 flash patterns
 · 3 wires for simple set-up (1 pos, 1 Neg, 1 Pattern)
 · PC housing and aluminum base



S19 LED Lighthead

DIMENSION: 175mm L x 48mm W x 30mm H
 SELECTABLE COLORS: 
 FEATURES
 · Voltage: 12VDC or 24V DC
 · (6) 3-watt LEDs
 · Weather and vibration resistant
 · Self-contained 18 flash patterns
 · 4 wires for simple set-up (1 pos, 1 Neg, 1 Sync, 1 Pattern)
 · PC housing and aluminum base




S26 LED Lighthead

DIMENSION: 134mm L x 54mm W x 25mm H
 SELECTABLE COLORS: 
 FEATURES
 · Voltage: 12VDC or 24V DC
 · (8) 1-watt LEDs
 · Weather and vibration resistant
 · Self-contained 16 flash patterns
 · 4 wires for simple set-up (1 pos, 1 Neg, 1 Sync, 1 Pattern)
 · PC housing and aluminum base



S27 LED Marker Light

DIMENSION: Diameter 128mm x 32mm H
SELECTABLE COLORS: 
FEATURES

- Voltage: 12V DC or 24VDC
- (10) 1-watt LEDs
- Weather and vibration resistant
- Self-contained 15 flash patterns
- 4 wires for simple set-up (1 pos, 1 Neg, 1 Sync, 1 Pattern)
- PC housing and aluminum base




S28 LED Marker Light

DIMENSION: 144mm L x 50mm W x 41mm H
SELECTABLE COLORS: 
FEATURES

- Voltage: 12V DC or 24VDC
- (8) 3-watt LEDs
- Weather and vibration resistant
- Self-contained 13 flash patterns
- 4 wires for simple set-up (1 pos, 1 Neg, 1 Sync, 1 Pattern)
- PC housing and aluminum base




S30 LED Marker Light

DIMENSION: 95mm L x 35mm W x 23mm H
SELECTABLE COLORS: 
FEATURES

- Voltage: 12V DC or 24VDC
- (3) 3-watt LEDs
- Weather and vibration resistant
- Self-contained 10 flash patterns
- 4 wires for simple set-up (1 pos, 1 Neg, 1 Sync, 1 Pattern)
- PC housing and aluminum base




S31 Z6 Grill Lighthouse

DIMENSION: 103mm L x 54mm W x 23mm H
SELECTABLE COLORS: 
FEATURES

- Voltage: 12V DC or 24VDC
- (3) 3-watt LEDs
- Weather and vibration resistant
- Self-contained 10 flash patterns
- 4 wires for simple set-up (1 pos, 1 Neg, 1 Sync, 1 Pattern)
- PC housing and aluminum base




S35 LED Lighthouse

DIMENSION: 140mm L x 25mm W x 20mm H
SELECTABLE COLORS: 
FEATURES

- Voltage: 12-24V DC
- (6) 3-watt LEDs
- Weather and vibration resistant
- Self-contained 16 flash patterns
- 4 wires for simple set-up (1 pos, 1 Neg, 1 Sync, 1 Pattern)
- PC housing and aluminum base




S43 LED Lighthouse

DIMENSION: 117mm L x 38mm W x 30mm H
SELECTABLE COLORS: 
FEATURES

- Voltage: 12-24VDC
- (4) 3-watt LEDs
- Weather and vibration resistant
- Self-contained 16 flash patterns
- Alternating or simultaneous flashing
- 4 wires for simple set-up (1 pos, 1 Neg, 1 Sync, 1 Pattern)
- PC lens and aluminum base housing



S51 LED Lighthouse

DIMENSION: 190mm L x 37mm W x 29mm H
SELECTABLE COLORS: 
FEATURES

- Voltage: 12V DC or 24VDC
- (6) 1-Watt LEDs
- Weather and vibration
- Self-contained 15 flash patterns
- Alternating or simultaneous flashing
- 5 wires for simple set-up
- PC lens and aluminium base housing



S52 JD-1 Shoulder Light

DIMENSION: 80mm L x 33mm W x 26mm H
SELECTABLE COLORS: 
FEATURES

- Charging Voltage: 5V, rechargeable
- Laid Battery: 3.7V
- Work time per charging: approximately 11h
- Visual distance at night: 500m
- LED: 7pcs LEDs
- Mounted: rotating toggle clip
- PC housing



S52 JD-2 Shoulder Light

DIMENSION: 103mm L x 54mm W x 23mm H
SELECTABLE COLORS: 
FEATURES

- Charging Voltage: 5V, rechargeable
- Laid Battery: 3.7V
- Work time per charging: approximately 11h
- Visual distance at night: 500m
- LED: 7pcs LEDs
- Mounted: rotating toggle clip
- PC housing




S53 LED Lighthouse

DIMENSION: 145mm L x 55mm W x 30mm H
SELECTABLE COLORS: 
FEATURES

- (4) 3-watt LEDs
- Weather and vibration resistant
- Self-contained 16 flash patterns
- Alternating or simultaneous flashing
- 4 wires for simple set-up (1 pos, 1 Neg, 1 Sync, 1 Pattern)
- PC housing and aluminum plate base



S55 LED Lighthouse

DIMENSION: 117mm L x 38mm W x 30mm H
SELECTABLE COLORS: 
FEATURES

- Voltage: 12-24VDC
- (4) 3-watt LEDs
- Weather and vibration resistant
- Self-contained 16 flash patterns
- Alternating or simultaneous flashing
- 4 wires for simple set-up (1 pos, 1 Neg, 1 Sync, 1 Pattern)
- Aluminum base housing




S62 80-watt strobe light kit

DIMENSION: 146mm L x 143mm W x 54mm H
FEATURES

- Voltage: 12-24VDC
- Current: 4.15 amps @ 12.5VDC
- (4) 20-watt Strobe bulb
- 6 Flash patterns
- Included: Two cables 3 meters
- Included: Two cables 5 meters
- Included: Switch control panel pre-wired




S66 LED Lighthouse

DIMENSION: 117mm L x 38mm W x 30mm H
SELECTABLE COLORS: 
FEATURES

- Voltage: 12-24VDC
- (4) 3-watt LEDs
- Weather and vibration resistant
- Self-contained 16 flash patterns
- Alternating or simultaneous flashing
- 4 wires for simple set-up (1 pos, 1 Neg, 1 Sync, 1 Pattern)
- Aluminum base housing




S67M LED Lighthouse

DIMENSION: 117mm L x 38mm W x 70mm H
SELECTABLE COLORS: 
FEATURES

- Voltage: 12V DC or 24VDC
- (4) 3-watt LEDs
- Weather and vibration resistant
- Self-contained 15 flash patterns
- 4 wires for simple set-up (1 pos, 1 Neg, 1 Sync, 1 Pattern)
- PC housing and aluminum base



S71-3 LED LIGHTHEAD TIR

DIMENSION: 92.8mm L x 34.4mm W x 20.5mm H
SELECTABLE COLORS: 
FEATURES


- Voltage: 12-24V DC
- (3) 3-watt LEDs
- Weather and vibration resistant
- Self-contained 16 flash patterns
- Alternating or simultaneous flashing
- 4 wires for simple set-up (1 pos, 1 Neg, 1 Sync, 1 Pattern)
- PC housing and aluminum plate base




S71-4 LED LIGHTHEAD TIR

DIMENSION: 113.3mm L x 34.4mm W x 20.5mm H
SELECTABLE COLORS: 
FEATURES

- Voltage: 12-24V DC
- (4) 3-watt LEDs
- Weather and vibration resistant
- Self-contained 16 flash patterns
- Alternating or simultaneous flashing
- 4 wires for simple set-up (1 pos, 1 Neg, 1 Sync, 1 Pattern)
- PC housing and aluminum plate base




S71-6 LED LIGHTHEAD TIR

DIMENSION: 154.3mm L x 34.4mm W x 20.5mm H
SELECTABLE COLORS: 
FEATURES

- Voltage: 12-24V DC
- (6) 3-watt LEDs
- Weather and vibration resistant
- Self-contained 16 flash patterns
- Alternating or simultaneous flashing
- 4 wires for simple set-up (1 pos, 1 Neg, 1 Sync, 1 Pattern)
- PC housing and aluminum plate base




S71-3D LED LIGHTHEAD TIR

DIMENSION: 92.8mm L x 66.2mm W x 20.5mm H
SELECTABLE COLORS: 
FEATURES

- Voltage: 12-24V DC
- (6) 3-watt LEDs and double row
- Weather and vibration resistant
- Self-contained 16 flash patterns
- Alternating or simultaneous flashing
- 4 wires for simple set-up (1 pos, 1 Neg, 1 Sync, 1 Pattern)
- PC housing and aluminum plate base




S71-4D LED LIGHTHEAD TIR

DIMENSION: 113.3mm L x 66.2mm W x 20.5mm H
SELECTABLE COLORS: 
FEATURES

- Voltage: 12-24V DC
- (8) 3-watt LEDs and double row
- Weather and vibration resistant
- Self-contained 16 flash patterns
- Alternating or simultaneous flashing
- 4 wires for simple set-up (1 pos, 1 Neg, 1 Sync, 1 Pattern)
- PC housing and aluminum plate base




S71-6D LED LIGHTHEAD TIR

DIMENSION: 154.3mm L x 66.2mm W x 20.5mm H
SELECTABLE COLORS: 
FEATURES


- Voltage: 12-24V DC
- (12) 3-watt LEDs and double row
- Weather and vibration resistant
- Self-contained 16 flash patterns
- Alternating or simultaneous flashing
- 4 wires for simple set-up (1 pos, 1 Neg, 1 Sync, 1 Pattern)
- PC housing and aluminum plate base




S75-3 LED LIGHTHEAD LINEAR

DIMENSION: 92.8mm L x 34.4mm W x 20.5mm H
SELECTABLE COLORS: 
FEATURES

- Voltage: 12-24V DC
- (3) 3-watt LEDs
- Weather and vibration resistant
- Self-contained 16 flash patterns
- Alternating or simultaneous flashing
- 4 wires for simple set-up (1 pos, 1 Neg, 1 Sync, 1 Pattern)
- PC housing and aluminum plate base




S75-4 LED LIGHTHEAD LINEAR

DIMENSION: 113.3mm L x 34.4mm W x 20.5mm H
SELECTABLE COLORS: 
FEATURES

- Voltage: 12-24V DC
- (4) 3-watt LEDs
- Weather and vibration resistant
- Self-contained 16 flash patterns
- Alternating or simultaneous flashing
- 4 wires for simple set-up (1 pos, 1 Neg, 1 Sync, 1 Pattern)
- PC housing and aluminum plate base




S75-6 LED LIGHTHEAD LINEAR

DIMENSION: 113.3mm L x 34.4mm W x 20.5mm H
SELECTABLE COLORS: 
FEATURES


- Voltage: 12-24V DC
- (6) 3-watt LEDs
- Weather and vibration resistant
- Self-contained 16 flash patterns
- Alternating or simultaneous flashing
- 4 wires for simple set-up (1 pos, 1 Neg, 1 Sync, 1 Pattern)
- PC housing and aluminum plate base




S75-8 LED LIGHTHEAD LINEAR

DIMENSION: 154.3mm L x 34.4mm W x 20.5mm H
SELECTABLE COLORS: 
FEATURES

- Voltage: 12-24V DC
- (8) 3-watt LEDs
- Weather and vibration resistant
- Self-contained 16 flash patterns
- Alternating or simultaneous flashing
- 4 wires for simple set-up (1 pos, 1 Neg, 1 Sync, 1 Pattern)
- PC housing and aluminum plate base




S75-3D LED LIGHTHEAD LINEAR

DIMENSION: 92.8mm L x 66.2mm W x 20.5mm H
SELECTABLE COLORS: 
FEATURES


- Voltage: 12-24V DC
- (6) 3-watt LEDs and double row
- Weather and vibration resistant
- Self-contained 16 flash patterns
- Alternating or simultaneous flashing
- 4 wires for simple set-up (1 pos, 1 Neg, 1 Sync, 1 Pattern)
- PC housing and aluminum plate base




S75-4D LED LIGHTHEAD LINEAR

DIMENSION: 154.3mm L x 34.4mm W x 20.5mm H
SELECTABLE COLORS: 
FEATURES


- Voltage: 12-24V DC
- (8) 3-watt LEDs and double row
- Weather and vibration resistant
- Self-contained 16 flash patterns
- Alternating or simultaneous flashing
- 4 wires for simple set-up (1 pos, 1 Neg, 1 Sync, 1 Pattern)
- PC housing and aluminum plate base




S75-6D LED LIGHTHEAD LINEAR

DIMENSION: 113.3mm L x 66.2mm W x 20.5mm H
SELECTABLE COLORS: 
FEATURES

- Voltage: 12-24V DC
- (12) 3-watt LEDs and double row
- Weather and vibration resistant
- Self-contained 16 flash patterns
- Alternating or simultaneous flashing
- 4 wires for simple set-up (1 pos, 1 Neg, 1 Sync, 1 Pattern)
- PC housing and aluminum plate base




S75-8D LED LIGHTHEAD LINEAR

DIMENSION: 154.3mm L x 66.2mm W x 20.5mm H
SELECTABLE COLORS: 
FEATURES

- Voltage: 12-24V DC
- (16) 3-watt LEDs and double row
- Weather and vibration resistant
- Self-contained 16 flash patterns
- Alternating or simultaneous flashing
- 4 wires for simple set-up (1 pos, 1 Neg, 1 Sync, 1 Pattern)
- PC housing and aluminum plate base



S76-3 LED LIGHTHEAD TIR

DIMENSION: 86.2mm L x 27.6mm W x 16.2mm H
SELECTABLE COLORS: 
FEATURES

- Voltage: 12-24VDC
- (3) 3-watt LEDs
- Weather and vibration resistant
- Self-contained 16 patterns
- Alternating or simultaneous flashing
- 4 wires for simple set-up (1 pos, 1 Neg, 1 Sync, 1 Pattern)
- Aluminum housing base



S76-4, S76-6 LED LIGHTHEAD

DIMENSION: 96.1(124.1)mm L x 27.6mm W x 16.2mm H
SELECTABLE COLORS: 
FEATURES


- Voltage: 12-24VDC
- (4,6) 3-watt LEDs
- Weather and vibration resistant
- Self-contained 16 patterns
- Alternating or simultaneous flashing
- 4 wires for simple set-up (1 pos, 1 Neg, 1 Sync, 1 Pattern)
- Aluminum housing base



S41 Perimeter light

DIMENSION: 268mm L x 212mm W x 55mm H
SELECTABLE COLORS: 
FEATURES


- Voltage: 12VDC or 24VDC
- (16) 3-watt LEDs (double row)
- Rated for 100,000 hours operation
- 18 user-selectable flash patterns
- Weather and vibration resistant



S41N Perimeter light

DIMENSION: 242mm L x 184mm W x 50mm H
SELECTABLE COLORS: 
FEATURES

- Voltage: 12VDC or 24VDC
- (16) 3-watt LEDs (double row)
- Rated for 100,000 hours operation
- 18 user-selectable flash patterns
- Weather and vibration resistant



S44 Perimeter light

DIMENSION: 268mm L x 212mm W x 55mm H
SELECTABLE COLORS: 
FEATURES

- Voltage: 12VDC or 24VDC
- (134) 5mm LEDs
- Rated for 100,000 hours operation
- 4 user-selectable flash patterns
- Weather and vibration resistant
- Sealed for heavy-duty performance



S45 Perimeter light

DIMENSION: 201mm L x 94mm W x 40mm H
SELECTABLE COLORS: 
FEATURES

- Voltage: 12VDC or 24VDC
- (44) 5mm LEDs
- Rated for 100,000 hours operation
- 4 user-selectable flash patterns
- Weather and vibration resistant
- Sealed for heavy-duty performance



S46 Perimeter light

DIMENSION: 201mm L x 94mm W x 40mm H
SELECTABLE COLORS: 
FEATURES


- Voltage: 12VDC or 24VDC
- (8) 3-watt LEDs (double row)
- Rated for 100,000 hours operation
- 18 user-selectable flash patterns
- Weather and vibration resistant



S63 Perimeter light

DIMENSION: 268mm L x 212mm W x 55mm H
SELECTABLE COLORS: 
FEATURES

- Voltage: 12VDC or 24VDC
- (134) 5mm LEDs
- Rated for 100,000 hours operation
- 4 user-selectable flash patterns
- Weather and vibration resistant



S65 Halogen

DIMENSION: 223mm L x 180mm W x 75mm H
FEATURES


- Color: Clear
- 20W Philip Halogen bulb 12V
- Push-in type mount
- Steady burn
- White color with clear lenses



S49 Interior light for Ambulance

DIMENSION: Diameter 153mm x 10mm H
FEATURES


- Color: Clear
- Voltage: 12VDC
- (6) 0.5-watt LEDs, white color
- Surface mount and wide angle



S68 Interior light for Ambulance

DIMENSION: 225mm L x 100mm W x 12mm H
FEATURES

- Voltage: 12-24VDC
- Two LED bars each with 15pcs LEDs
- Surface screw mounted with PC cover
- Full bright steady light
- Used for car ceiling, top roof mounted



S69 Interior light for Ambulance

DIMENSION: 445mm L x 100mm W x 12mm H
FEATURES

- Voltage: 12-24VDC
- Four LED bars each with 15pcs LEDs
- Surface screw mounted with PC cover
- Full bright steady light
- Used for car ceiling, top roof mounted





V21 LED Dash light TIR6

DIMENSION: 400mm L x 45mm W x 45mm H
SELECTABLE COLORS:

- FEATURES
- Voltage: 12VDC or 24VDC
 - (12) 1-Watt LEDs
 - 18 alternative flash patterns
 - Includes suction, bracket and hardware and 10ft cable
 - Cigarette plug with flash patterns controls



V36 LED Dash light TIR6

DIMENSION: 260mm L x 90mm W x 28mm H
SELECTABLE COLORS:

- FEATURES
- Voltage: 12VDC or 12-24VDC
 - (12) 3-watt LEDs
 - 16 alternative flash patterns
 - Includes suction, bracket and hardware and 10ft cable
 - Optional cigarette plug with on/off & flash patterns controls



V47 LED Dash light LINEAR

DIMENSION: 275mm L x 184mm W x 45mm H
SELECTABLE COLORS:

- FEATURES
- Voltage: 12VDC or 12-24VDC
 - (16) 3-watt LEDs
 - 16 alternative flash patterns
 - Includes suction, bracket and hardware and 10ft cable
 - Optional cigarette plug with on/off & flash patterns controls



V77 LED Dash light TIR4

DIMENSION: 250mm L x 120mm W x 50mm H
SELECTABLE COLORS:

- FEATURES
- Voltage: 12VDC or 12-24VDC
 - (8) 3-watt LEDs
 - 16 alternative flash patterns
 - Includes suction, bracket and hardware and 10ft cable
 - Optional cigarette plug with on/off & flash patterns controls



V78 LED Dash light LINEAR

DIMENSION: 250mm L x 120mm W x 50mm H
SELECTABLE COLORS:

- FEATURES
- Voltage: 12VDC or 12-24VDC
 - (12) 3-watt LEDs
 - 16 alternative flash patterns
 - Includes suction, bracket and hardware and 10ft cable
 - Optional cigarette plug with on/off & flash patterns controls



Bar201 LED Deck Light

SELECTABLE COLORS: 

- FEATURES
- Voltage: 12VDC or 12-24VDC
 - (8,16,24,32) 3-watt LEDs
 - 16 alternative flash patterns
 - 3 selectable direction patterns
 - Includes Brackets and hardware and 10ft cable
 - Optional cigarette plug with on/off & flash patterns controls
 - Or Control Switch box
 - Customizable different size

Bar201-2 65mm W x 46.5mm H x 250mm L



Bar201-4 65mm W x 46.5mm H x 490mm L



Bar201-6 65mm W x 46.5mm H x 730mm L



Bar201-8 65mm W x 46.5mm H x 970mm L



Bracket



Cigarette plug



Controller box

Bar202 LED Deck Light

SELECTABLE COLORS: 

- FEATURES
- Voltage: 12VDC or 12-24VDC
 - (12,24,36,48) 3-watt LEDs
 - 16 alternative flash patterns
 - 3 selectable direction patterns
 - Includes Brackets and hardware and 10ft cable
 - Optional cigarette plug with on/off & flash patterns controls
 - Or Control Switch box
 - Customizable different size

Bar202-2 65mm W x 46.5mm H x 250mm L



Bar202-4 65mm W x 46.5mm H x 490mm L



Bar202-6 65mm W x 46.5mm H x 730mm L



Bar202-8 65mm W x 46.5mm H x 970mm L



Bracket



Cigarette plug



Controller box

Bar206-2,4,6,8 LED Deck light

DIMENSION: 47mm W x 30mm H x 265mm L (265mm,525mm,785mm,1045mm)

SELECTABLE COLORS: 

- FEATURES
- Voltage: 12VDC or 24VDC
 - (12,24,36,48) 3-watt LEDs
 - 15 Flash patterns
 - 3 selectable direction patterns
 - Includes Brackets and hardware for mounted and 10ft cable
 - Optional cigarette plug with on/off & flash patterns controls
 - Customizable different size



Bar IN206-2,4,6,8 LED Deck light

DIMENSION: 90mm W x 30mm H x 265mm L (265mm,525mm,785mm,1045mm)

SELECTABLE COLORS: 

- FEATURES
- Voltage: 12VDC or 24VDC
 - (12,24,36,48) 3-watt LEDs
 - 15 Flash patterns
 - 3 selectable direction patterns
 - Includes brackets and hardware for mounted and 10ft cable
 - Optional cigarette plug with on/off & flash patterns controls
 - Customizable different size



Bar 206-2D,4D,6D,8D LED Deck light

DIMENSION: 90mm W x 60mm H x 265mm L (265mm,525mm,785mm,1045mm)

SELECTABLE COLORS: 

- FEATURES
- Voltage: 12VDC or 24VDC
 - (24,48,72,96) 3-watt LEDs
 - 15 Flash patterns
 - 3 selectable direction patterns
 - Includes suction cups mounted and 10ft cable
 - Optional cigarette plug with on/off & flash patterns controls
 - Customizable different size



Bar 212-8 LED Deck light


DIMENSION: 90mm W x 60mm H x 265mm L (265mm,525mm,785mm,1045mm)

SELECTABLE COLORS: 

- FEATURES
- Voltage: 12VDC or 24VDC
 - (24,48,72,96) 3-watt LEDs
 - 15 Flash patterns
 - 3 selectable direction patterns
 - Includes suction cups mounted and 10ft cable
 - Optional cigarette plug with on/off & flash patterns controls
 - Customizable different size




B102 LED Beacon

DIMENSION: Diameter135mm-160mm x 135mm H
SELECTABLE COLORS: 
FEATURES

- Voltage: 12-24VDC
- (16) 3-watt LEDs
- 12 Flash patterns
- IP65 weatherproof housing
- UV stabilized lens resists fading
- Cigarette plug with on/off & flash pattern controls
- Plastic Base with magnetic for mounting




B105 LED Beacon

DIMENSION: Diameter130mm-165mm x 145mm H
SELECTABLE COLORS: 
FEATURES

- Voltage: 12-24VDC
- (16) 3-watt LEDs
- 12 Flash patterns
- IP65 weatherproof housing
- UV stabilized lens resists fading
- Cigarette plug with on/off & flash pattern controls
- Aluminum Base with magnetic for mounting




B109 LED Beacon (Or with masher)

DIMENSION: Diameter130mm-148mm x 110(120)mm H
SELECTABLE COLORS: 
FEATURES

- Voltage: 12VDC or 24VDC
- (8) 1-watt LEDs
- IP65 weatherproof housing
- UV stabilized lens resists fading
- 20cm wire cable
- Screw or magnetic for mounting




B110 LED Beacon

DIMENSION: Diameter 95mm-120mm x 108mm H
SELECTABLE COLORS: 
FEATURES

- Voltage: 12VDC or 24VDC
- Run on 30 LEDs for one flash
- PC material cover and ABS base
- 20cm wire cable or with cigarette plug
- Screw or magnetic for mounting




B110 LED Beacon

DIMENSION: Diameter130mm-160mm x 120mm H
SELECTABLE COLORS: 
FEATURES

- Voltage: 12-24VDC
- 2835 SMD LEDs
- 2 Flash patterns: strobe and rotate
- IP65 weatherproof housing
- UV stabilized lens resists fading
- Cigarette plug with on/off & flash pattern controls
- Plastic Base with magnetic for mounting




MT01 LED Motorcycle Front Light

DIMENSION: Diameter133mm x 167mm H
SELECTABLE COLORS: 
FEATURES

- Voltage: 12VDC or 24VDC
- 0.25-Watt LEDs
- 1 flash pattern
- Permanent mounted
- Used for motorcycle units



MT03 LED Motorcycle Front Light Integrated with horn

DIMENSION: 245mm L x 138mm W x 240mm H
SELECTABLE COLORS: 
FEATURES

- Voltage: 12VDC or 24VDC
- 0.25-Watt LEDs
- Two lights for one set
- Permanent mounted
- Integrated with horn functions.
- Used for motorcycle units




S48 LED Motorcycle Front Light

DIMENSION: 100mm L x 80mm W x 72mm H
SELECTABLE COLORS: 
FEATURES

- Voltage: 12V DC or 24VDC
- Flash frequency: 90-150pcs/m
- Runs on 20pcs 0.25W LEDs for each light
- ABS weather-proof base
- PC housing



MT10 LED Motorcycle Front Light Integrated With Horn

DIMENSION: 245mm L x 138mm W x 240mm H
SELECTABLE COLORS: 
FEATURES


- Voltage: 12VDC or 24VDC
- 0.25-Watt LEDs
- Two lights for one set
- Permanent mounted
- Integrated with horn functions.
- Used for motorcycle units



MT10 Motorcycle Horn 40W

DIMENSION: 134mm L x 194mm H
FEATURES

- Voltage: 12VDC
- Two speakers for one set
- Permanent mounted
- Controlled by motorcycle controller
- Used for motorcycle units



MT12 Motorcycle Microphone

DIMENSION: 19.8cm L x 4.5cm W x 6.2cm H
FEATURES


- Clipped on the helmet, high quality sound
- Adopting soft metal wire for connection part
- Radian can be adjustable to make amplification more clearly



Mt13 Motorcycle Controller

DIMENSION: 11.2cm L x 7.2cm W x 6.1cm H
FEATURES

- Beautiful shape and exquisite technology
- Dustproof and excellent waterproof
- Functions of controlling siren speaker
- Controlling front warning lights and tone selection



MT15 Motorcycle Side Box

DIMENSION: 45cm L x 43cm W x 33cm H
FEATURES

- Streamline appearance, beautiful and generous
- Base color milk white, you can change it easily
- Big size, large capacity
- Safety metal lock




Mt05 Motorcycle Rear Pole Light

DIMENSION: Diameter 4.2cm-5.2cm x 7.1-11.2cm H
SELECTABLE COLORS: 
FEATURES


- Voltage: 12VDC
- Run on 5mm LEDs for one flash
- PC material clear out cover and colored lens
- 20cm wire cable or with a connector
- Extension Pole from 712mm to 1120mm



MT05 Motorcycle Rear Pole Light

DIMENSION: Diameter 13cm x 60.5-104cm H
SELECTABLE COLORS: 
FEATURES

- Voltage: 12-24VDC
- Run on (9) 3W LEDs for one flash
- PC material clear out cover and colored lens
- 20cm wire cable or with a connector
- Extension Pole from 605mm to 1040mm



CJB901 PA300 Siren amplifier

- Voltage: 12V DC-14V DC
- Power: 100 Watt / 200 Watt
- Output Impedance: 8 Ohm
- 7 tones, 2 switches for light controlling
- With a microphone
- Includes: Hardware for installation, cable
- Matching with one or two 100 Watt speakers
- Dimenions: siren box 19.6cm L x 15.5cm W x 5.7cm H



CJB801 100DC/200DC Siren amplifier

- Voltage: 12V DC-14V DC
- Power: 100 Watt / 200 Watt
- Output Impedance: 8 Ohm
- 10 tones, 4 buttons for light controlling
- All functions on the independent handle, also with microphone
- Button luminous display for use at night
- Includes: Hardware for installation, cable
- Matching with one or two 100 Watt speakers
- Dimenions: siren box 21cm L x 19cm W x 6cm H



CJB803 100W/150W Siren amplifier

- Voltage: 12V DC-14V DC
- Power: 100 Watt / 150 Watt
- Output Impedance: 8 Ohm
- 6 tones, 2 buttons for light controlling
- All functions on the independent handle, also with microphone
- Button luminous display for use at night
- Includes: Hardware for installation, cable
- Matching with one 100 Watt or 150 Watt speakers
- Dimenions: siren box 14.7cm L x 15.5cm W x 6.1cm H



CJB813 100DA/200DA Siren amplifier

- Voltage: 12V DC-14V DC
- Power: 100 Watt / 200 Watt
- Output Impedance: 8 Ohm
- 7 tones, 2 buttons for light controlling
- All functions on the independent handle, also with microphone
- Button luminous display for use at night
- Includes: Hardware for installation, cable
- Matching with one or two 100 Watt speakers
- Dimenions: siren box 19cm L x 12.3cm W x 5.7cm H



CJB815 100DB/200DB Siren amplifier

- Voltage: 12V DC-14V DC
- Power: 100 Watt / 200 Watt
- Output Impedance: 8 Ohm
- 9 tones, 2 buttons for light controlling
- All functions on the independent handle, also with microphone
- Button luminous display for use at night
- Includes: Hardware for installation, cable
- Matching with one or two 100 Watt speakers
- Dimenions: siren box 18cm L x 12.6cm W x 6cm H



SP01 100W/150W Speaker

- 100W of power
- Corrosion-resistance shiny silver surface
- Black ABS plastic cone (square or round) and new metal housing
- Impedance: 4 Ohm, 6 Ohm, 8 Ohm
- Frequency range: 400-4000Hz
- Sound Pressure: 120 - 130dB
- Dimension: 145mm D x 115mm W x 120mm H



SP04 100W/150W Speaker

- 100W of power
- Corrosion-resistance shiny silver surface
- Black ABS plastic cone (square or round) and new metal housing
- Impedance: 4 Ohm, 6 Ohm, 8 Ohm
- Frequency range: 400-4000Hz
- Sound Pressure: 120 - 130dB
- Dimension: 206mm D x 172mm W x 132mm H



SP05 100W Speaker

- 100W or 150W of power
- Corrosion-resistance black or silver surface
- Metal housing and bracket
- Impedance: 6 Ohm, 8 Ohm, 11 Ohm
- Frequency range: 400-4000Hz
- Sound Pressure: 120 - 130dB
- Dimension: 145mm D x 115mm W x 120mm H



SP06 100W Speaker

- 100W of power
- Corrosion-resistance black surface
- Metal housing and bracket
- Impedance: 6 Ohm, 8 Ohm, 11 Ohm
- Frequency range: 400-4000Hz
- Sound Pressure: 120 - 130dB
- Dimension: 185mm D x 156mm W x 85mm H



SP07 100W Speaker

- 100W of power
- Corrosion-resistance black surface
- Black ABS plastic shell and Metal housing
- Impedance: 6 Ohm, 8 Ohm, 11 Ohm
- Frequency range: 400-4000Hz
- Sound Pressure: 120 - 130dB
- Dimension: 188mm D x 162mm W x 87mm H



SP08 100W Speaker

- 100W of power
- Corrosion-resistance black surface
- Black ABS plastic shell and Metal housing
- Impedance: 6 Ohm, 8 Ohm, 11 Ohm
- Frequency range: 400-4000Hz
- Sound Pressure: 120 - 130dB
- Dimension: 145mm D x 125mm W x 52mm H



SP10 100W Speaker

- 100W of power
- Corrosion-resistance black and silver surface
- Metal housing and bracket
- Most used inside of center of lightbar
- Impedance: 6 Ohm, 8 Ohm, 11 Ohm
- Frequency range: 400-4000Hz
- Sound Pressure: 120 - 130dB
- Dimension: 162mm D x 153mm W x 56mm H



SP11 100W Speaker

- 100W of power
- Corrosion-resistance shiny silver surface
- Metal housing and bracket
- Impedance: 6 Ohm, 8 Ohm, 11 Ohm
- Frequency range: 400-4000Hz
- Sound Pressure: 120 - 130dB
- Dimension: 155mm D x 138mm W x 118mm H



SP12 200W Speaker

- 100W of power
- Corrosion-resistance shiny silver surface
- Black ABS plastic cone and new metal housing
- Impedance: 4 Ohm, 6 Ohm, 8 Ohm
- Frequency range: 400-4000Hz
- Sound Pressure: 120 - 130dB
- Dimension: 215mm D x 189mm W x 118mm H



SP13 80W Speaker

- 80W of power
- Corrosion-resistance black surface
- Black ABS plastic cone and new metal housing
- Impedance: 8 Ohm, 16 Ohm
- Frequency range: 300-5000Hz
- Sound Pressure: 115 - 118dB
- Dimension: 186mm D x 168mm W x 115mm H



SP14 200W Speaker

- 200W of power
- Corrosion-resistance black surface
- Black ABS plastic cone and new metal housing
- Impedance: 4 Ohm, 6 Ohm, 8 Ohm
- Frequency range: 300-5000Hz
- Sound Pressure: 120 - 130dB
- Dimension: 233mm D x 220mm W x 132mm H



SP15 100W Speaker

- 100W of power
- Corrosion-resistance shiny silver surface
- Metal housing and bracket
- Impedance: 4 Ohm, 6 Ohm, 8 Ohm
- Frequency range: 400-4000Hz
- Sound Pressure: 120 - 130dB
- Dimension: 138mm D x 60mm W x 130mm H



SP17 100W Speaker

- 100W of power
- Corrosion-resistance black surface
- Black ABS plastic shell and Metal housing
- Impedance: 6 Ohm, 8 Ohm, 11 Ohm
- Frequency range: 400-4000Hz
- Sound Pressure: 120 - 130dB



SP20 100W Speaker

- 100W of power
- Corrosion-resistance black surface
- Black ABS plastic shell and Metal housing
- Most used inside of center of lightbar
- Impedance: 6 Ohm, 8 Ohm, 11 Ohm
- Frequency range: 400-4000Hz
- Sound Pressure: 115 - 118dB



SP01M 100W Speaker

- 100W of power
- Corrosion-resistance black surface
- Metal housing
- Impedance: 6 Ohm, 8 Ohm, 11 Ohm
- Frequency range: 400-4000Hz
- Sound Pressure: 120 - 130dB



DN2 Two switches box for full long light bar

DIMENSION: 78mm L x 68mm W x 25mm H
FEATURES

- Powered by 12VDC
- 2 switched rated at 15 amps each
- One switch is power
- The other switch can be reset switch for changing flash pattern



K858 Controller box for full long light bar

DIMENSION: 145mm L x 70mm W x 21mm H
FEATURES

- Powered by: 12VDC
- Left and Right Alley: Switch controls the LED modules on the left & right side of the light bar.
- Takedown: Switch controls the LED modules in the center of the light bar
- Traffic Adv.: Switch controls six LED modules in the rear of the light bar
- Power: Switch controls full LED modules flashing except Alley light and Takedown light.
- OFF: Button controls the main LED modules on and off when the switch is on TRAFFIC ADV.
- Pattern Selection: the Button controls 25 flash patterns changing.



K868 Controller box for full long light bar

DIMENSION: 78mm L x 68mm W x 25mm H
FEATURES

- Powered by: 12VDC
- Switch POWER turns on/off the power supply of the light bar and the controller.
- Switch FRONT LIGHT turns on/off the LED modules in the front of the light bar,
- Switch REAR LIGHT turns on/off the LED modules in the rear of the light bar.



Switch ALLEY LIGHT turns on/off the alley light function. When it is on, the alley lights of the light bar works steady, flashing synchronously or flashing alternatively. When it is off, the alley lights of the light bar flash together with main flashers. Each time press the switch, the mode changes or the function turns on/off. The order is steady □ alternative □ synchronous □ off.

Switch TAKE DOWN turns on/off the take down light function. When it is on, the take down lights of the light bar works steady, flashing synchronously or flashing alternatively. When it is off, the take down lights of the light bar flash together with main flashers. Each time press the switch, the mode changes or the function turns on/off. The order is steady □ alternative □ synchronous □ off.

Switch FLASH PATTERN changes the flash patterns of the light bar.

Switch TRAFFIC ADVISOR turns on/off the traffic advisor function of the full LED modules in the rear of the light bar. It has three modes: towards left, towards right, middle to two sides. Each time press the switch, the mode changes or the function turns on/off. The order is towards left □ towards right □ middle to two sides □ off. When the function is off, the LED modules in the rear of the light bar flash together with main flashers.



DM3-3 Switch box

DIMENSION: 100mm L x 48mm W x 31mm H
FEATURES

- Powered by 12VDC
- 3 switches rated at 10 amps each



WORKSHOP



PRODUCT CLOSE SHOT

